

UNO Suspended



Project: _____

 Type: _____

 Notes: _____

UNO Suspended, luminaire. The Edge Suspended is an architectural linear pendant and surface mount luminaire incorporating an edge lit optical system providing powerful glare free illumination in a compact and aesthetic form. Separate direct/indirect optical systems provides best in class beam control for any application.



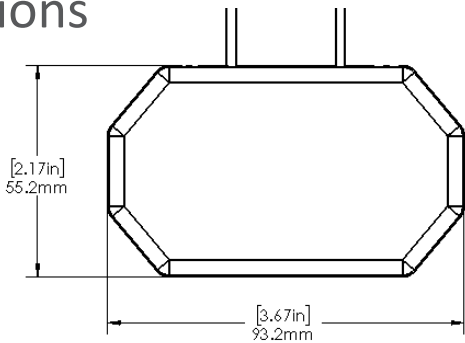
Ordering Guide

UNOS1		MOUNTING		FIXTURE LENGTH		POWER DROPDOWN TYPE		SUSPENSION HEIGHT	
ARON ID		G	Grid	4FA	48"	SD	Aircraft Cable Suspension with Power Dropdown	SPF24	24" Adjustable
UNOS1	Uno Suspended	DW	Drywall	6FA	72"	POC	Low Voltage Power Delivered Over Aircraft Suspension Cable	SPF48	48" Adjustable
		OC	Open Ceiling	8FA	96"			SPF60	60" Adjustable
				C	Continuous Run*			SPF90	90" Adjustable
								*Consult Factory For Custom Suspension Height	
						*1' Increments			

LUMENS PER FT		BEAM		CCT / CRI		VOLTAGE		DRIVER		EMERGENCY BATTERY		FINISH	
500	500 lm/ft	B1	35 Up / 65 Down	30K8	3000K - 80 CRI	UNV	120-277V	DM	Factory 0-10V Dim 1%	E10W	10W EM Battery	W	White
750	750 lm/ft	B2	65 Up / 35 Down	30K9	3000K - 90 CRI	347	347V	BT	Bluetooth	AWN	Athena Wireless Node RF Only	BLK	Black
1000	1000 lm/ft	B3	20 Up / 80 Down	35K8	3500K - 80 CRI	POE	Power over Ethernet	DA	Dali	AWNS	Athena Wireless Node with Sensors	C	Custom
1500	1500 lm/ft	B4	80 Up / 20 Down	35K9	3500K - 90 CRI			DMX	DMX				
		B5	100 Down	40K8	4000K - 80 CRI			LD2	Lutron DALI-2				
		IN	Independent control	40K9	4000K - 90 CRI			LDE1	Lutron EcoSystem (1% Dimming)				
				TNW	Tunable White			PEQ0	Lutron EcoSystem (0.1% Dimming)				
*Custom Lumen Packages Available								**See Page 2 for Bluetooth Information. Consult Factory					

UNO Suspended

Dimensions



Fixture Wattage

Efficacy: 117.2 lm/W

Lumen Maintenance

L90: 90,000 Hours

L70: 185,000 Hours

Application Sizes

4FA (47.75") 

6FA (71.75") 

8FA (95.75") 

Continuous run options available with above incremental fixture lengths

Construction

- Extruded aluminum housing
- Cast Aluminum End Caps
- Die Cast Aluminum Joiners
- Anodized coating
- Powder coated paint
- 1/16" Aircraft Cable Suspension
- 5" Canopy Standard

Optical

- Concealed Indirect Mounted LED Arrays using Beam Splitting Batwing Optic
- Symmetric and asymmetric distributions
- Cast acrylic light guide
- Extruded volumetric diffuser
- Minimum 80 or 90 CRI

Electrical

- Remote high efficiency driver
- 0-10V dimming (1%) standard
- Class 2
- Optional battery pack
- Add-on sensor ready

Weight

4FA = 10 lbs
6FA = 15 lbs
8FA = 20 lbs

Bluetooth Technology



CASAMBI

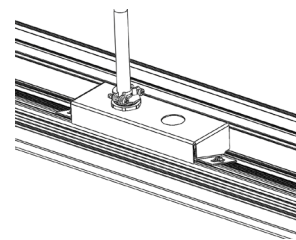
With our Bluetooth OEM partnerships, realize the power of bluetooth lighting control! Offering wall controllers, integrated fixture sensors, tunable white/ rgbw control. Contact Factory for More Information



PoE Technology



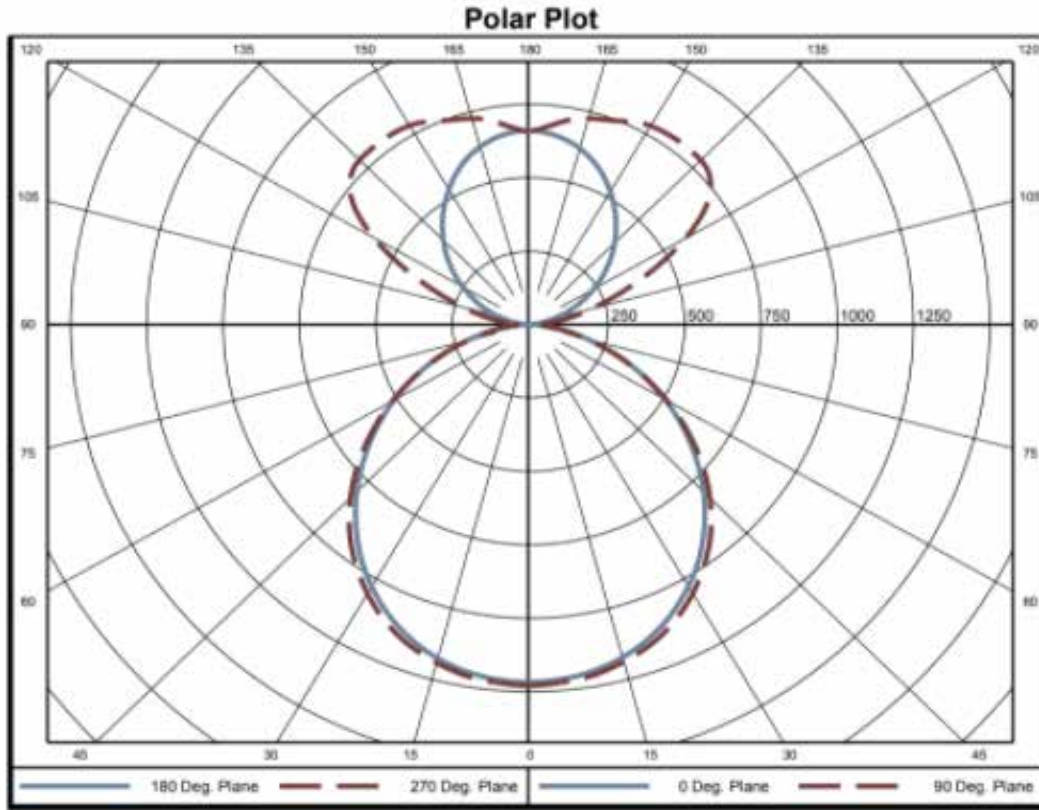
Our Partnerships with Igor and NuLEDs offer PoE Integration using low voltage cat 5, cat 6 cabling. Contact Factory For more Information.



UNO Suspended



Model Tested: UNOS1-G-4FA-STD-SPF24-450-B1-35K8-UNV-DM-W
40% Up | 60% Down



Length: 4ft
Lumens/ft: 1508
Total Lumens: 6032.0
Input Watts: 51.45 W
Efficacy: 117.2 lm/W

*Tested with 35K8

Zonal Lumen Summary

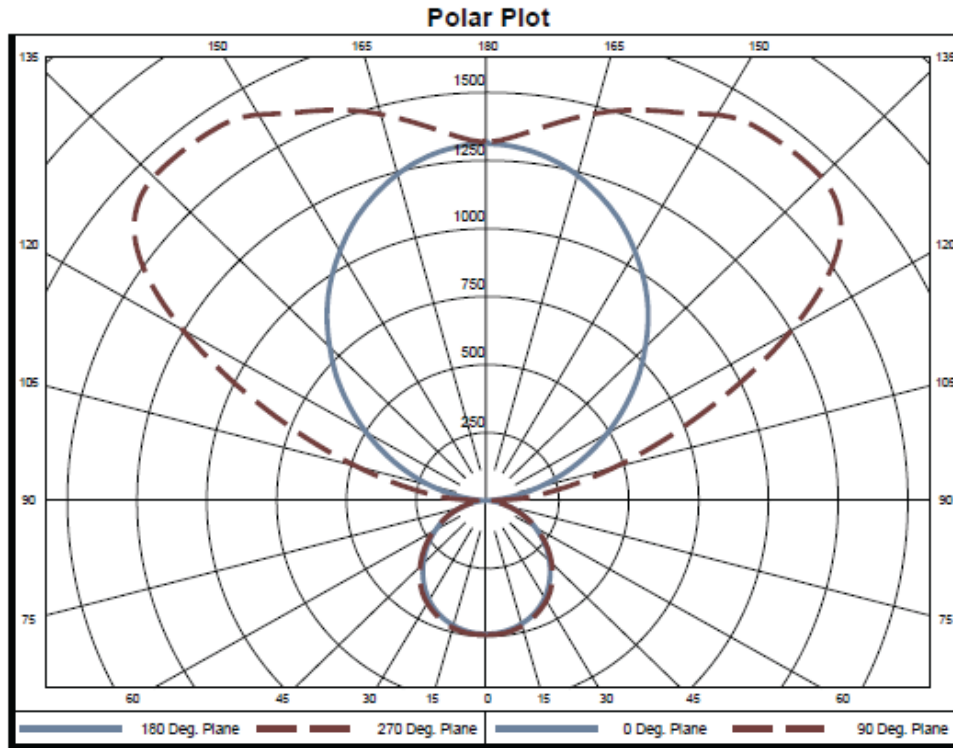
Zone	Lumens	% of Luminaire	Zone	Lumens	% of Luminaire	Zone	Lumens	% of Luminaire
0-5	29.2	0.5%	60-65	225.6	3.7%	120-125	230.4	3.8%
5-10	86.7	1.4%	65-70	181.5	3.0%	125-130	243.3	4.0%
10-15	141.5	2.3%	70-75	134.0	2.2%	130-135	242.7	4.0%
15-20	192.0	3.2%	75-80	87.6	1.5%	135-140	232.6	3.9%
20-25	236.3	3.9%	80-85	45.5	0.8%	140-145	216.6	3.6%
25-30	272.3	4.5%	85-90	17.6	0.3%	145-150	196.0	3.2%
30-35	298.8	5.0%	90-95	20.4	0.3%	150-155	170.8	2.8%
35-40	314.7	5.2%	95-100	50.3	0.8%	155-160	142.4	2.4%
40-45	319.0	5.3%	100-105	85.5	1.4%	160-165	112.1	1.9%
45-50	311.5	5.2%	105-110	125.1	2.1%	165-170	80.4	1.3%
50-55	292.5	4.8%	110-115	166.2	2.8%	170-175	47.9	0.8%
55-60	263.3	4.4%	115-120	203.3	3.4%	175-180	15.8	0.3%



UNO Suspended



Model Tested: UNOS1-G-4FA-STD-SPF24-450-B4-35K8-UNV-DM-W
 20% Down | 80% Up | Batwing



Length: 4ft
Lumens/ft: 1691.25
Total Lumens: 6765
Input Watts: 54.68 W
Efficacy: 123.7 lm/W

*Tested with 35K8

Zonal Lumen Summary

Zone	Lumens	% of Luminaire	Zone	Lumens	% of Luminaire	Zone	Lumens	% of Luminaire
0-5	11.8	0.2%	60-65	91.5	1.4%	120-125	481.7	7.1%
5-10	35.1	0.5%	65-70	74.6	1.1%	125-130	509.2	7.5%
10-15	57.3	0.8%	70-75	55.8	0.8%	130-135	507.7	7.5%
15-20	77.8	1.2%	75-80	37.1	0.5%	135-140	486.3	7.2%
20-25	95.7	1.4%	80-85	20.5	0.3%	140-145	452.2	6.7%
25-30	110.3	1.6%	85-90	8.8	0.1%	145-150	406.5	6.0%
30-35	120.9	1.8%	90-95	39.3	0.6%	150-155	350.9	5.2%
35-40	126.8	1.9%	95-100	104.3	1.5%	155-160	291.0	4.3%
40-45	127.9	1.9%	100-105	180.2	2.7%	160-165	227.8	3.4%
45-50	124.7	1.8%	105-110	264.6	3.9%	165-170	162.2	2.4%
50-55	117.4	1.7%	110-115	348.6	5.2%	170-175	96.3	1.4%
55-60	106.0	1.6%	115-120	425.2	6.3%	175-180	31.8	0.5%



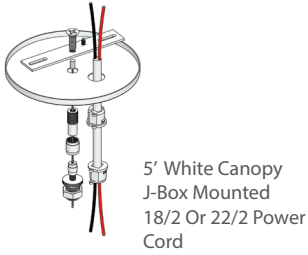
UNO Suspended



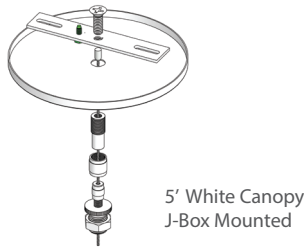
Standard Power Drop (SD)

Drywall / Open Ceiling

Feed Kit

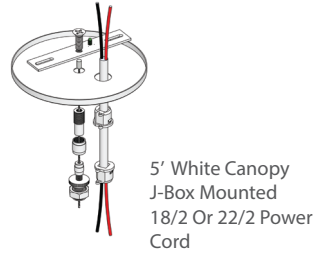


Non-Feed Kit

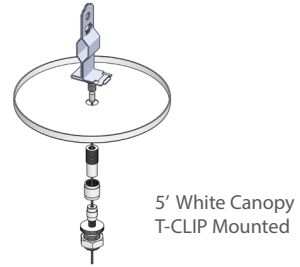


Grid

Feed Kit



Non-Feed Kit



Power Over Cable (POC)

The Rincon Powered Suspension System, offers a clean architectural look with no power cable drop. Instead, the suspension cables carry the low voltage power to the UNO.

1/16" Cable

Tool-Free Installation

Standard Cable Lengths:

48"

60"

120"

180"

240"

*Contact Factory for Custom Cable Lengths

