



Project:

Type:

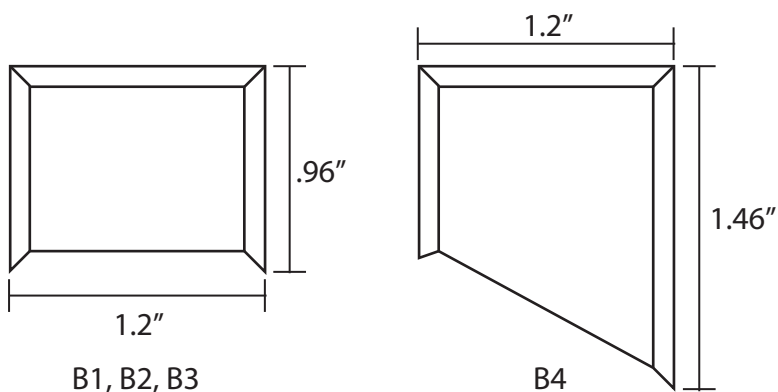
Notes:

EZT | The EZT System, with multiple lensing options, provides an EZT and versatile way to integrate lines or shapes of light into a T-Grid or drywall ceiling. Create unique layouts by forming shapes like squares, rectangles, L's, or straight lengths with no limitation to main or cross tbars as the fixture simply fastens to the bottom of any grid system or magnetically mounts to drywall ceilings. Also available for pendant mounting.

EZTX							
ARON ID		MOUNTING TYPE		FIXTURE LENGTH		END CAP STYLE	
EZTX	EZT V1	F9	Flat 9/16" Tbars w/Flat Accoustical Panel	2FA	2FT	300	300 lm/ft
		F15	Flat 15/16" Tbars w/Flat Accoustical Panel	4FA	4FT	400	400 lm/ft
		FT9	Flat 9/16" Tbars w/ Tegaluar Accoustical Panel	6FA	6FT	500	500 lm/ft
		FT15	Flat 15/16" Tbars w/ Tegaluar Accoustical Panel	8FA	8FT	750	750 lm/ft
		SS	Dimensional 9/16" Bolt Slot Tbars			850	850 lm/ft
		GYP	Hard Lid Ceiling Surface Mount - Magnet Mounting	X	2'x2', 4'x4', 2'x4'...	1000	1000 lm/ft
		FM	T-Grid - Magnet Mounting	C	Continuous Run: *1ft Increments		
		FTM	Tegular Tile - Magnet Mounting				
		WS	Wood Slat - Magnet Mounting				
		WM	Wall Mount - Twist Lock Mounting				
				*For Corners or U Shapes, Specify L for Corner, U for U shapes (EX. ...2'x2'L...)		*Consult Factory for Other Lumen Packages *Wattage Calculated w/ CCT of 35K8	


BEAM		COLOR / CRI		VOLTAGE		DRIVER		ACCESSORIES/RATINGS		FINISH	
B1	3 Sided Diffusion	30K8	3000K - 80CRI	UNV	120-277V	DM	Factory 0-10V, Dim 1%	E5W	5W EM Battery	W	White - Matte
B2	Direct Only	30K9	3000K - 90CRI	347	347 V	BT	Bluetooth	E10W	10W EM Battery	BLK	Black - Matte
B3AW	Louvers - Straight White	35K8	3500K - 80CRI			ELD	EldoLED .1% Dimming			C	Custom
B3AB	Louvers - Straight Black	35K9	3500K - 90CRI				*contact factory for other driver, dimming and control options				
B3BW	Louvers - Cross White	40K8	4000K - 80CRI								
B3BB	Louvers - Cross Black	40K9	4000K - 90CRI								
B4	Wallwash	TW	Tunable White								
						**See Page 5 for Bluetooth Information. Consult Factory					

Dimensions



Continuous Runs & Shapes:

Available at any length, with diffuse joiner for continuous line of light.



Application Sizes

2FA (24.42" Grid)

4FA (48.42" Grid)

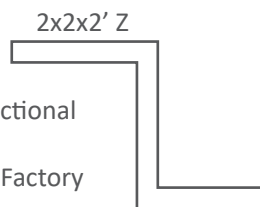
6FA (72.42" Grid)

8FA (96.42" Grid)

Cont. Runs

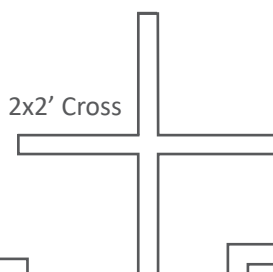
*Increments to the foot

*Contact factory if custom lengths are required



MultiDirectional Shapes

*Contact Factory



2' T

2' L

4'x4'

2'x2'

2'x4'

2'x6'

2'x8'

2x2x2' U

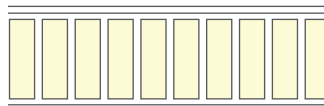
Construction

- Lens: Extruded Volumetric Diffusion Lens
- End Cap: Die Cast Aluminum
- Fixture Housing: Extruded Aluminum, powder coated
- Sheet Metal: Galvanized 18 gauge remote driver box
- Mounting: TGrid Sheet Metal Clip or Drywall Anchors w/ Sheet Metal Attachment Plate
- Joiner: Volumetric Injection Molded Diffuse Material

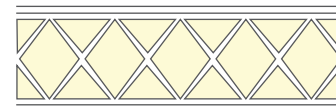
Optical

- Symmetric Lambertian and Asymmetric Distributions
- Extruded Volumetric Diffusion Lenses
- Minimum 80 or 90 CRI
- 3000K, 3500K, 4000K
- ≤ 3 SDCM

B3A Louvers - Straight

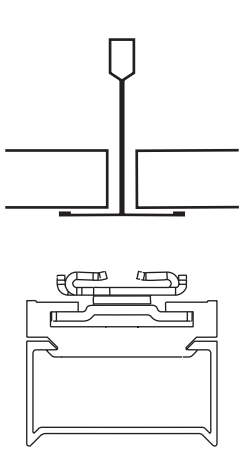


B3B Louvers - Cross

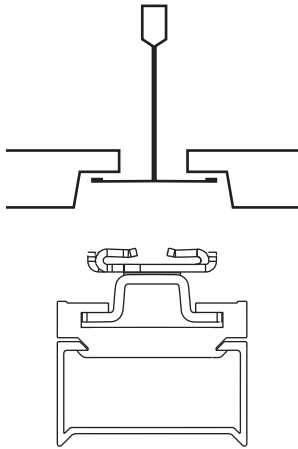


Mounting:

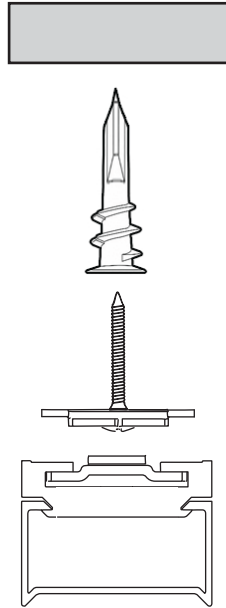
F15 - Flat 15/16" Tbars w/
Flat Accoustical Panel
or
F9 - Flat 9/16" Tbars w/
Flat Accoustical Panel



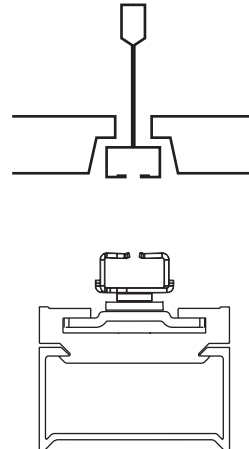
FT15 - Flat 15/16" Tbars w/
Tegular Accoustical Panel
or
FT9 - Flat 9/16" Tbars w/
Tegular Accoustical Panel



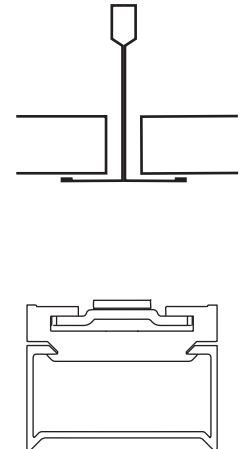
GYP - Hard Lid Ceiling
Surface Mount - Magnet
Mounting



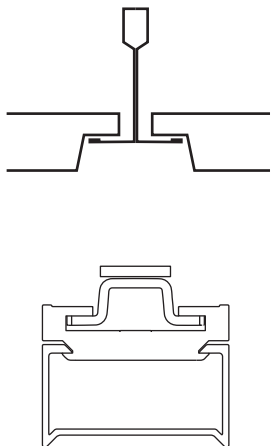
SS - Dimensional 9/16"
Bolt Slot Tbars



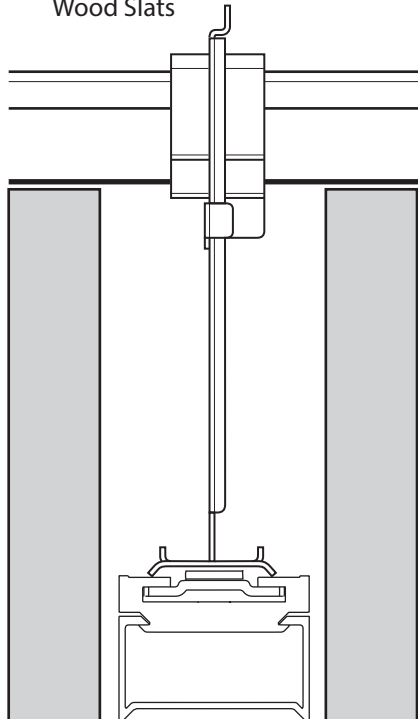
FM - Magnet Mounting w/
Flat Accoustical Panel



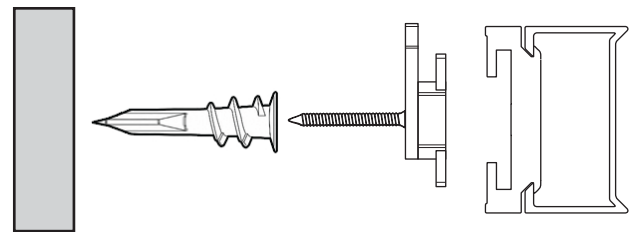
FTM - Magnet Mounting w/
Tegular Accoustical Panel



WS - Magnet Mounting w/
Wood Slats



WM - Twist Lock Mounting



Electrical

- Remote high efficiency driver w/ universal 120-277 input
- 0-10V dimming (1%) standard
- Class 2
- Optional Integral battery pack
- L90: 90,000 Hours
- L70: 185,000 Hours
- Various Control and Driver Options
- *Contact factory

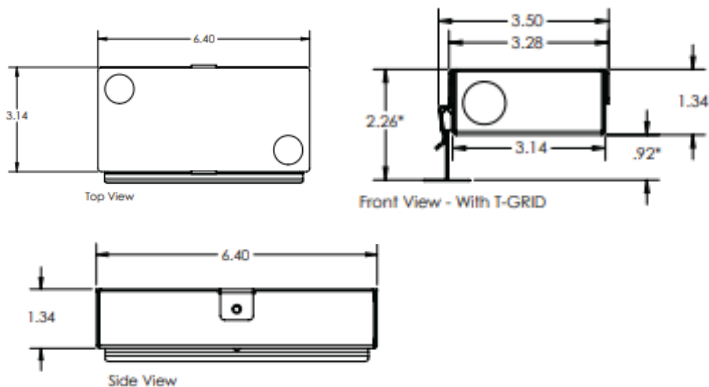
Mechanical Joining

- Simple Mechanical Joining for Continuous Runs & Illuminated Mitered Corners

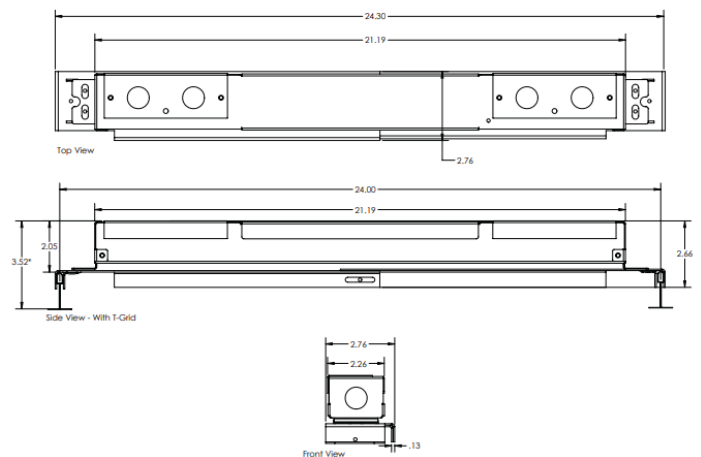


Remote Kit Options

LOW PROFILE REMOTE DRIVER BOX MAX DRIVER SIZE 25W

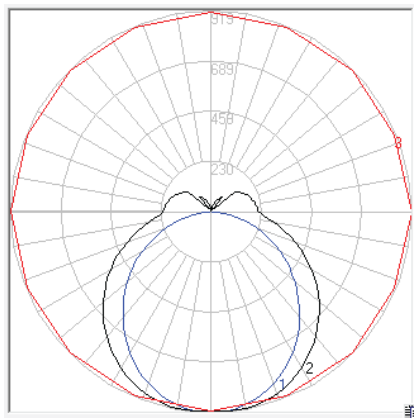


STANDARD REMOTE DRIVER BOX MAX DRIVER SIZE 95W



Model Tested: EZT-FT15-4FA-1000-B1-35K8-UNV-DM-W

Photometric Curve



Length: 4ft
Lumens/ft: 878.5
Total Lumens: 3513.8
Input Watts: 27.74 W
Efficacy: 126.7 lm/W

Candela Distribution

Luminance Data [cd/sq.m]

Angle In Degrees	Average 0-Deg	Average 45-Deg	Average 90-Deg
45	21303	18184	17680
55	19967	16537	16175
65	18097	14741	14545
75	14326	12483	12653
85	7935	10234	11172

Wattage/ft

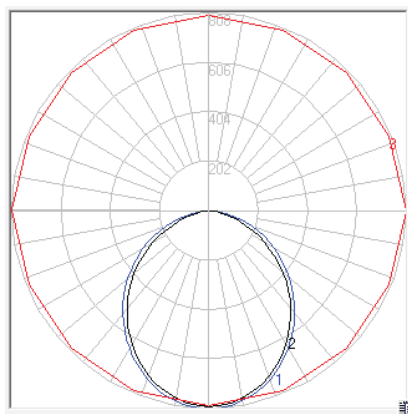
Lumens/ft	Watts/ft
300	2.37W
400	3.16W
500	3.95W
750	5.92W
850	6.71W
1000	7.89W

Zonal Lumens

Zone	Lumens	%Lamp	%Fixt
0-20	336.99	N.A.	9.60
0-30	719.38	N.A.	20.50
0-40	1186.32	N.A.	33.80
0-60	2155.03	N.A.	61.30
0-80	2838.38	N.A.	80.80
0-90	3014.87	N.A.	85.80
10-90	2928.14	N.A.	83.30
20-40	849.33	N.A.	24.20
20-50	1346.25	N.A.	38.30
40-70	1365.74	N.A.	38.90
60-80	683.35	N.A.	19.40
70-80	286.32	N.A.	8.10
80-90	176.49	N.A.	5.00
90-110	259.94	N.A.	7.40
90-120	361.93	N.A.	10.30
90-130	428.91	N.A.	12.20
90-150	482.77	N.A.	13.70
90-180	499.35	N.A.	14.20
110-180	239.41	N.A.	6.80
0-180	3514.22	N.A.	100.00

Model Tested: EZT-FT15-2FA-1000-B2-35K8-UNV-DM-W

Photometric Curve



Length: 2ft
Lumens/ft: 1001.3
Total Lumens: 2002.6
Input Watts: 19.3 W
Efficacy: 103.7 lm/W

Candela Distribution

Luminance Data [cd/sq.m]

Angle In Degrees	Average 0-Deg	Average 45-Deg	Average 90-Deg
45	37354	36186	35171
55	34999	33432	31034
65	31947	29011	25177
75	26198	20899	15092
85	14695	5104	3016

Wattage/ft

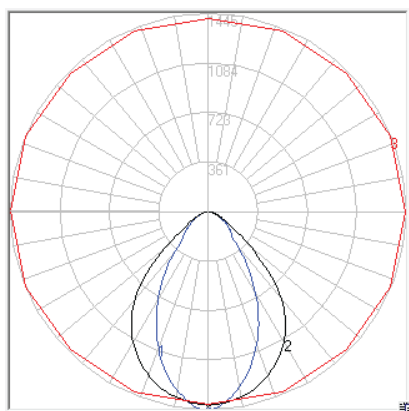
Lumens/ft	Watts/ft
300	2.89W
400	3.86W
500	4.82W
750	7.23W
850	8.19W
1000	9.64W

Zonal Lumens

Zone	Lumens	%Lamp	%Fixt
0-20	288.26	N.A.	14.40
0-30	602.30	N.A.	30.10
0-40	968.81	N.A.	48.40
0-60	1652.81	N.A.	82.50
0-80	1985.21	N.A.	99.10
0-90	2003.25	N.A.	100.00
10-90	1927.84	N.A.	96.20
20-40	680.55	N.A.	34.00
20-50	1047.89	N.A.	52.30
40-70	908.30	N.A.	45.30
60-80	332.40	N.A.	16.60
70-80	108.10	N.A.	5.40
80-90	18.04	N.A.	0.90
90-110	0.00	N.A.	0.00
90-120	0.00	N.A.	0.00
90-130	0.00	N.A.	0.00
90-150	0.00	N.A.	0.00
90-180	0.00	N.A.	0.00
110-180	0.00	N.A.	0.00
0-180	2003.25	N.A.	100.00

Model Tested: EZT-FT15-2FA-1000-B3A-35K8-UNV-DM-W

Photometric Curve



Length: 2ft
 Lumens/ft: 1,029
 Total Lumens: 2,059
 Input Watts: 37.6 W
 Efficacy: 55 lm/W

Candela Distribution

Luminance Data [cd/sq.m]

Angle In Degrees	Average 0-Deg	Average 45-Deg	Average 90-Deg
45	2519	4092	6535
55	2043	2340	3089
65	1568	1725	1684
75	1114	1003	932
85	679	210	217

Wattage/ft

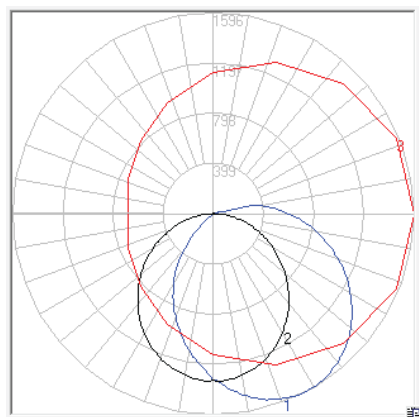
Lumens/ft	Watts/ft
300	5.45W
400	7.27W
500	9.1W
750	13.63W
850	15.45W
1000	18.18W

Zonal Lumens

Zone	Lumens	%Lamp	%Fixt
0-20	484.03	N.A.	23.50
0-30	952.13	N.A.	46.20
0-40	1407.78	N.A.	68.40
0-60	1915.99	N.A.	93.00
0-80	2053.18	N.A.	99.70
0-90	2059.49	N.A.	100.00
10-90	1927.39	N.A.	93.60
20-40	923.75	N.A.	44.90
20-50	1249.67	N.A.	60.70
40-70	605.23	N.A.	29.40
60-80	137.19	N.A.	6.70
70-80	40.17	N.A.	2.00
80-90	6.31	N.A.	0.30
90-110	0.00	N.A.	0.00
90-120	0.00	N.A.	0.00
90-130	0.00	N.A.	0.00
90-150	0.00	N.A.	0.00
90-180	0.00	N.A.	0.00
110-180	0.00	N.A.	0.00
0-180	2059.49	N.A.	100.00

Model Tested: EZT-FT15-4FA-1000-B4-35K8-UNV-DM-W

Photometric Curve



Length: 4ft
 Lumens/ft: 1,060
 Total Lumens: 4240
 Input Watts: 38 W
 Efficacy: 112 lm/W

Candela Distribution

Luminance Data [cd/sq.m]

Angle In Degrees	Average 0-Deg	Average 45-Deg	Average 90-Deg
45	34501	34746	38214
55	31680	31862	36148
65	28650	28761	33673
75	25368	25232	29922
85	21552	20896	21229

Wattage/ft

Lumens/ft	Watts/ft
300	2.69W
400	3.58W
500	4.48W
750	6.72W
850	7.62W
1000	8.96W

Zonal Lumens

Zone	Lumens	%Lamp	%Fixt
0-20	484.53	N.A.	11.40
0-30	1025.77	N.A.	24.20
0-40	1672.11	N.A.	39.40
0-60	2918.39	N.A.	68.80
0-80	3794.92	N.A.	89.50
0-90	4056.33	N.A.	95.70
10-90	3930.77	N.A.	92.70
20-40	1187.58	N.A.	28.00
20-50	1844.36	N.A.	43.50
40-70	1741.43	N.A.	41.10
60-80	876.53	N.A.	20.70
70-80	381.38	N.A.	9.00
80-90	261.41	N.A.	6.20
90-110	173.36	N.A.	4.10
90-120	176.45	N.A.	4.20
90-130	177.87	N.A.	4.20
90-150	180.85	N.A.	4.30
90-180	183.37	N.A.	4.30
110-180	10.01	N.A.	0.20
0-180	4239.7	N.A.	100.00