


DUO T-BAR - Slim



Project: _____

Type: _____

Notes: _____



Important Ordering Notes:
 For Armstrong FASTSIZED Tile Program - please coordinate with your Armstrong Regional Representative



DUO T-Bar Slim, recessed fixture. Designed with an edge-lit optical system for low glare, high efficacy levels, and perfected beam performance. The DUO T-Bar Slim simplifies installation by sitting directly on the main or cross T Bars of any existing or new grid system. With a depth of just 2.5" and a 4" emitting area, the DUO Slim creates comfortable illumination with architectural appeal.

5 Year Warranty

Patent - U.S. Patent No. 10,808,896

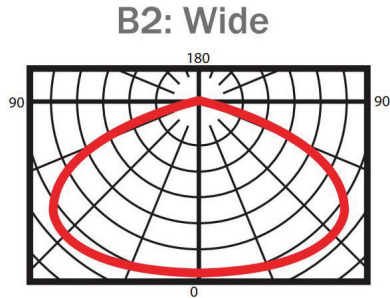
Ordering Guide

DUOT2		CEILING TYPE		LENGTH		LUMENS/FT		BEAM		
ARON ID		F	TGrid 9/16" & 15/16"	2FA	23.75"	250	250 lm/ft	B2	Wide	
DUOT2	DUO TBar - Slim			3FA	35.75"	500	500 lm/ft			
				4FA	47.75"	750	750 lm/ft			
				5FA	59.75"	1000	1000 lm/ft			
				6FA	71.75"	1250	1250 lm/ft			
				7FA	83.75"	1500	1250 lm/ft			
				8FA	95.75"					
				C	Continuous Run: Up to 32' *1ft Increments					
				4x4X	4x4 Cross					
				4x8X	4x8 Cross					
							**Consult factory for custom lumen packages			

COLOR / CRI		UNV		DRIVER		ACCESSORIES		FINISH		RATINGS	
		VOLTAGE									
30K8	3000K - 80CRI	UNV	120-277V	DM	Factory 0-10V, Dim 1%	E10W	10W EM Battery	W	White	CCEA	Chicago Plenum Rated
30K9	3000K - 90CRI	347	347 V	DALI	Dali System	CCEA	Chicago Plenum	BLK	Black		
35K8	3500K - 80CRI	POE	Low Voltage PoE	DMX	DMX System	AWNR	Athena Wireless Node RF Only	C	Custom		
35K9	3500K - 90CRI			BT	Bluetooth Control	AWNS	Athena Wireless Node with Sensors				
40K8	4000K - 80CRI			LD2	Lutron DALI-2						
40K9	4000K - 90CRI			LDE1	Lutron EcoSystem (1% Dimming)						
TW	Tunable White			PEQ0	Lutron EcoSystem (0.1% Dimming)						
**TW requires compatible driver systems: DALI,DMX,LT				**See Page 3 for Bluetooth Information. Consult Factory			**Integral battery with remote test button		**Contact factory for custom color		

**Contact Factory For other EM Options

Optical Performance



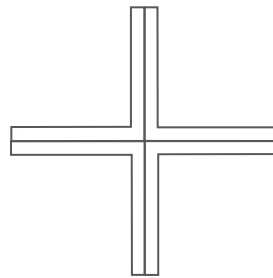
Lumens	Watts	Efficacy (lm/W)
2000	17.3	115.6
2500	22.0	113.3
3000	26.8	111.8
4000	32.4	123.4
5000	40.8	122.6
6000	49.1	122.1
8000	68.0	117.5
10000	84.3	118.6
12000	103.8	115.6

*All values at 3500K

Application Sizes

**Fixture Can be Installed on Main or Cross TBars

4X4 (47.75x47.75" - in Grid)



2FA (23.75" - in Grid)



4FA (47.75" - in Grid)



6FA (71.75" - in Grid)

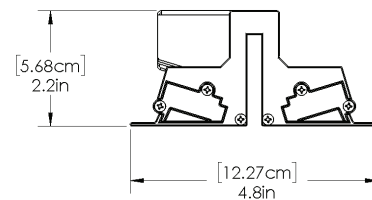


8FA (95.75" - in Grid)

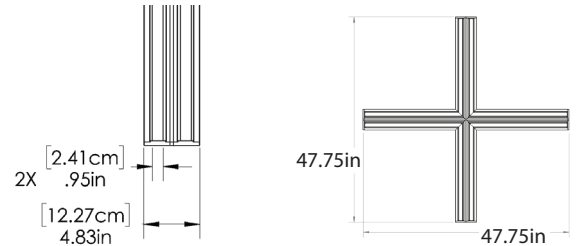


For continuous run contact factory

Dimensions



Flat T Dimensions



Construction

- Extruded aluminum housing
- Injection molded ABS end caps
- Powder coated paint
- Galvanized sheet metal components
- Mate with 15/16, 9/16 Flat TBars

Optical

- Choice of 3 beam distributions
- Cast acrylic light guide
- Extruded volumetric diffuser
- Minimum 80 or 90 CRI
- 3000K, 3500K, 4000K
- ≤ 3 SDCM

Electrical

- Integral high efficiency driver
- 0-10V dimming (1%) standard
- Class 2
- Optional battery pack
- Add-on sensor ready (consult factory on sensor technologies)

Weight

- 2FA = 5.2 lbs
- 4FA = 9.1 lbs
- 6FA = 13 lbs
- 8FA = 16.9 lbs

DUO T-BAR - Slim

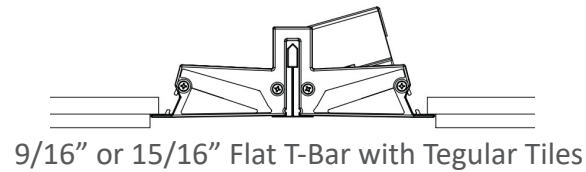
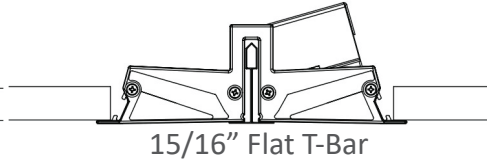
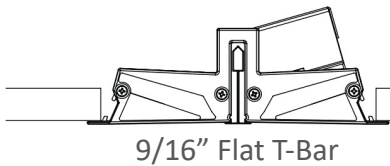


Standard Mounting

2FA on 2x2 or 2x4 grid
4FA on 2x4 grid (4' span)

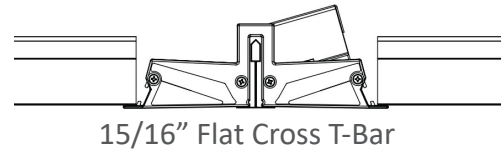
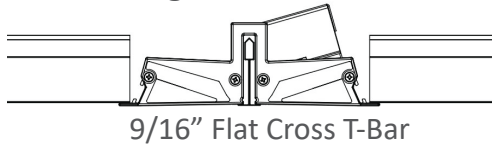
Contact your local Armstrong Representative for Made to Order Tiles
*Note for 6FA and 8FA Fixtures
Coordinate lighting fixture installation with ceiling contractor, refer to install instructions for clarification

**Fixture Can be Installed on Main or Cross TBars



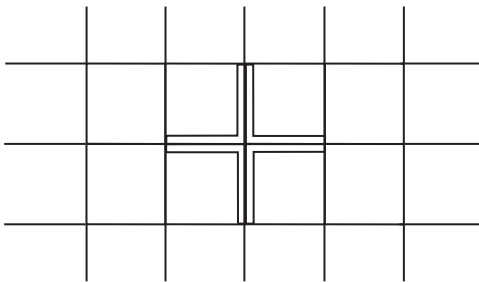
Mounting With Intersecting Cross-T

4FA, 6FA, 8FA on 2x2 grid
4FA on 2x4 grid (2' span)
6FA, 8FA on 2x4 grid



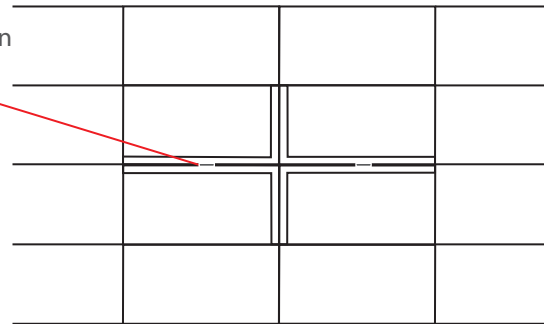
Mounting With DUO Cross

2x2 Grid Installation



2x4 Grid Installation

Notched Extrusion for TBar Supports



Comes as 4x4X with (QTY: 2) 2FT Fixtures To Be Joined To Cross in Field.

*Custom Cross-Ts also available through Armstrong for quicker and seamless installation.

Bluetooth Technology



With our BubblyNet OEM partnership, realize the power of bluetooth lighting control! Offering wall controllers, integrated fixture sensors, tunable white/ rgbw contol. Contact Factory for More Information



PoE Technology



Our Partnerships with Igor and NuLEDs offer PoE Integration using low voltage cat 5, cat 6 cabling. Contact Factory For more Information.

ARON Lighting reserves the right to make any design changes for continuous improvement which will not affect the overall appearance, performance or pricing.

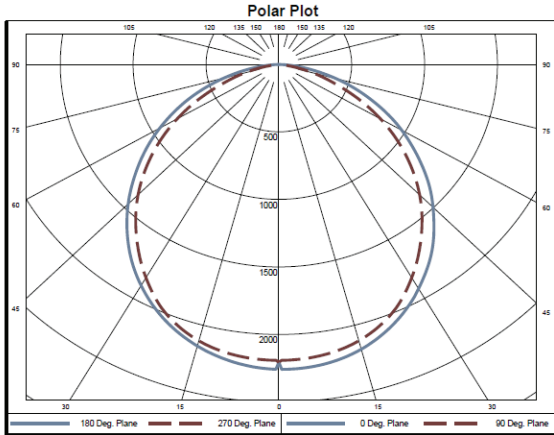


DUO T-BAR - Slim



Model Tested: DuoT2-4FA-1500-B2-4000K-80-UNV-DM

Photometric Curve



Candela Distribution

Zone	Lumens	% of Luminaire
0-40	2789	47.6%
0-60	4811	82.2%
0-90	5856	100.0%
90-180	0	0.0%

Luminance Data (cd/m²)

Average Luminance (cd/m ²)			
Horizontal Angle (Degrees)			
Vertical Angle (Degrees)	0	45	90
0	19390	19390	19390
45	18600	17350	16980
55	17660	15850	15340
65	16360	13690	12510
75	13940	9745	8307
85	9365	3322	2368

Zonal Lumens

Length: 4ft
 Lumens/ft: 1500
 Total Lumens: 6000
 Input Watts: 49.1 W
 Efficacy: 122.1 lm/W

Zonal Lumen Summary

Zone	Lumens	% of Luminaire	Zone	Lumens	% of Luminaire	Zone	Lumens	% of Luminaire
0-5	52.6	0.9%	60-65	371.6	6.3%	120-125	0	0.0%
5-10	156.3	2.7%	65-70	289.3	4.9%	125-130	0	0.0%
10-15	254.9	4.4%	70-75	202.6	3.5%	130-135	0	0.0%
15-20	344.9	5.9%	75-80	120.9	2.1%	135-140	0	0.0%
20-25	422.3	7.2%	80-85	50.3	0.9%	140-145	0	0.0%
25-30	483.4	8.3%	85-90	9.6	0.2%	145-150	0	0.0%
30-35	525.8	9.0%	90-95	0	0.0%	150-155	0	0.0%
35-40	548.6	9.4%	95-100	0	0.0%	155-160	0	0.0%
40-45	551.2	9.4%	100-105	0	0.0%	160-165	0	0.0%
45-50	533.5	9.1%	105-110	0	0.0%	165-170	0	0.0%
50-55	496.3	8.5%	110-115	0	0.0%	170-175	0	0.0%
55-60	441.6	7.5%	115-120	0	0.0%	175-180	0	0.0%

